



Learning Environmental Facilities

DSCDS has been instrumental in ensuring that it provides various Environmental facilities for enhancing Student centric Teaching learning methodologies.

Experiential learning is facilitated by conducting pre-clinical exercises such as tooth carving, cavity preparation and scaling on typodonts, suturing exercises on pillows, wire bending exercises, cephalometric tracing, case discussions and treatment planning. Every department structures a method which benefits the students the most.

Integrated/interdisciplinary learning is an integral part of the teaching – learning methodology facilitated by conducting interdepartmental meets for case discussion and planning a comprehensive treatment plan. CDE programs are conducted to keep abreast with the advancements in the field of dentistry

Participatory learning and Problem-solving methodologies is ensured by conducting Group discussions, quiz, Case presentations, which will provide an all-round thinking ability.

Self-directed learning is ensured through regular presentations of Seminars, Journal clubs, Library Dissertations and Research work. All students are encouraged to constantly upgrade their knowledge through these and every student has access to digital libraries.

Patient centric, evidence-based learning is carried out on a daily basis in the clinics. Students are taught to come up with a individualised treatment plan for every patient and encouraged to use current and newer techniques in the particular fields.

For an all round development of the students Learning in humanities is encouraged by sending the UG and PG students for outreach programs for the welfare of general population and special groups where they understand the felt needs of the population and address them.

Project-based learning is an essential part of gaining knowledge and is encouraged by students participating in conferences, presenting paper and posters. The UG students are taught how to plan research programs and develop questionnaires for different survey topics. They also learn how to organise camps in their internship.

One learns by educating the communities about their field and this is done by students role playing and conducting flash mobs, skits, short films for various awareness programs like harmful effects of tobacco and AIDS.



PRINCIPAL

DEPARTMENT OF CONSERVATIVE DENTISTRY AND ENDODONTICS

Learning Environmental Facilities

Undergraduate Clinic



Postgraduate Clinic



PRINCIPAL
Dayananda Sagar College of Dental Sciences
Kumaraswamy Layout,
Bangalore - 560 078.

Esthetic Clinic



Seminar room



Bengaluru, Karnataka, India
WH58+FOV, 1st Stage, Kumaraswamy Layout, Bengaluru, Karnataka 560078,
India
Lat 12.908844°
Long 77.566207°
28/07/22 09:30 AM

DAYANANDA SAGAR
Institution of Health Sciences
Kumaraswamy Layout, Bengaluru
Karnataka - 560078

PRINCIPAL
Dayananda Sagar College of Dental Science
Kumaraswamy Layout,
Bangalore - 560 078.

Undergraduate Pre-clinical Lab



Postgraduate Pre-clinical Lab



DAYANANDA SAGAR
Institute of Dental Sciences
Kumaraswamy Layout
Bengaluru - 560078

PRINCIPAL
Dayananda Sagar College of Dental Sciences
Kumaraswamy Layout,
Bengaluru - 560 078.



Amalgam and Inlay cavity preparations and restorations on Typhodonts

PRINCIPAL
 Dayananda Sagar College of Dental Sciences
 Kumaraswamy Layout,
 Bangalore - 560 078.

Pre-Clinical Skill Models:



Major Equipment



1) Dental Operating Microscope:

The department uses a dental operating microscope which greatly enhances a clinician's ability to view the tiniest details inside a patient's tooth. By magnifying vision up to 25 times that of the naked eye, the dental microscope is useful in both diagnosis and treatment


PRINCIPAL
Dayananda Sagar College of Dental Sciences
Kumaraswamy Layout,
Bangalore - 560 078.

2) Portable X-ray unit:



The department is equipped with Vatech Portable x-ray unit, lightweight and efficient to use in the department. Patients will not have to move around for a radiograph. Fast, efficient and simple to use.

3) Digora Scanner(PSP)



The department is equipped with the fast, direct and ingeniously digital imaging plate system. Consistently provides images with high detail and excellent contrast. The DIGORA Optime scans imaging plates automatically, with optimized images displayed in seconds. Featuring a film-like workflow, the system is easy to incorporate into any dental practice and automatic scanning means there are no buttons to press

PRINCIPAL
Dayananda Sagar College of Dental Sciences
Kumaraswamy Layout,
Bangalore - 560 078.

4)X-ray Machine



The department is equipped with a fixed X-ray unit in the microscope room. This enables fast and easy process for taking radiographs.

5)Philips ZOOM LED Bleaching Unit



The department is equipped with the Philips ZOOM LED Whitespeed unit is an in office adjunct accelerator for bleaching procedures. It can help in achieving 8 times faster results than home bleaching

DAYANANDA SAGAR COLLEGE OF DENTAL SCIENCES
KUMARASWAMY LAYOUT,
BANGALORE - 560 078.


PRINCIPAL
Dayananda Sagar College of Dental Sciences
Kumaraswamy Layout,
Bangalore - 560 078.

6) Endomotor



The department is equipped with Woodpecker Endogold endomotor which is a Wireless handpiece enables more convenient operation. Adopts real-time feedback technology and dynamic torque control, effectively preventing needle breakage

7) Apex locator



The department is equipped with The Apex ID which is compact and modern with unique functions that has been designed to work in almost any canal condition: dry, wet, bleeding or filled with saline, EDTA, NaOCl or chlorhexidine.

PRINCIPAL
Dayananda Sagar College of Dental Sciences
Kumaraswamy Layout,
Bangalore - 560 078.

10) Thermoplasticized Obturating Unit



The department is equipped with The Elements Obturation Unit, it is a portable endodontic unit combining the System B heat source with a motorized extruder handpiece. It may be used for filling root canals using the "Continuous Wave of Condensation" or other warm gutta percha techniques

11) Autoclave



The department is equipped with horizontal autoclave comprising of a sterilization chamber, boiler, piping and fitting, sensors and control panel.

PRINCIPAL
Dayananda Sagar College of Dental Science
Kumaraswamy Layout,
Bangalore - 560 078.

12) Electrocautery Unit




The department is equipped with Perfect TCS II is a high frequency electrosurgery system (Tissue contouring system), which helps to manage soft tissue with greater efficiency, greater precision and less bleeding than the common dental scalpel

13) Ultrasonic unit



The department is equipped with the Woodpecker UDS-LED ultrasonic unit which has four-functions (scaling, perio, endo and auto-water supply). It is a ultrasonic piezo scaler with a detachable handpiece incorporating an LED light. The unit features automatic frequency tracking which ensures that it is always operating on the most efficient frequency for optimum performance. It also features a built-in 350ml capacity water container with an auto-water supply function for easier operation


PRINCIPAL
Dayananda Sagar College of Dental Sciences
KumaraSwamy Layout,
Bangalore - 560 078.

14) Distilled water plant



The department is equipped with a distilled water plant which provides clean distilled water for the use in dental chair thus improving its efficiency

PRINCIPAL
Dayananda Sagar College of Dental Sciences
Kumaraswamy Layout,
Bangalore - 560 078.

DAYANANDA SAGAR COLLEGE OF DENTAL SCIENCES

DEPARTMENT OF PERIODONTOLOGY

1. LASER UNIT



The department consists of laser unit which allows the operator to perform various minor surgical & non-surgical procedures

2. PHYSIODISPENSER



The department is equipped with Physiodispenser to help place dental implant.

PRINCIPAL
Dayananda Sagar College of Dental Sciences
Kumaraswamy Layout,
Bangalore - 560 078.

3. TISSUE CONTOURING SYSTEM



The department consists of tissue contouring system which allows the operator to perform various minor surgical procedures.

4. ELECTROCAUTERY UNIT



The department consists of electrocautery unit which allows the operator to perform various minimally invasive surgery and microvascular surgery.


PRINCIPAL
Dayananda Sagar College of Dental Sciences
Kumaraswamy Layout,
Bangalore - 560 078.

7. VERTICAL AUTOCLAVE



The department consists of Vertical autoclave, also known as steam sterilizers and top loading sterilizers. is a sterilizing machine that comes in a cylindrical shape. These machines help in sterilization of surgical instruments. All parts and components are jointed and fitted on a stand; this makes a complete floor mounted unit.

8. CENTRIFUGE MACHINE



The department consists of centrifuge machine to prepare platelet concentrates which have numerous growth factors which will help in regeneration.


PRINCIPAL
Dayananda Sagar College of Dental Sciences
Kumaraswamy Layout,
Bangalore - 560 078.

5. NEEDLE BURNER



The department possesses needle burner. The Needle Burner Syringe Destroyer is the safest way to dispose of used needles. The device is built to burn the needle and cut it both in the same hole.

6. HORIZONTAL AUTOCLAVES



The department is equipped with horizontal autoclave comprising of a sterilization chamber, boiler, piping and fitting, sensors and control panel

Dr. S. Srinivasan
Principal
Dayananda Sagar College of Dental Sciences
Kumaraswamy Layout,
Bangalore - 560 075


PRINCIPAL
Dayananda Sagar College of Dental Sciences
Kumaraswamy Layout,
Bangalore - 560 075

9. AIR POLISHING DEVICE



The department consists of air polishing device used for periodontal pocket disinfection

10. IMPLANT MAINTENANCE KIT



The department has Implant maintenance kit which helps in maintaining the dental implants which is a part of maintenance phase of treatment planning.


PRINCIPAL
Dayananda Sagar College of Dental Sciences
Kumaraswamy Layout,
Bangalore - 560 078.

12. ULTRASONIC CLEANER



The Department's instruments are cleaned in an ultrasonic cleaner. This type of unit removes bioburden by using sound waves generated by electrical energy

13. DISTILLED WATER PLANT



- The department's distilled water plant removes minerals and microbiological contaminants and can reduce levels of chemical contaminants. It is used for ultrasonic scaling units & autoclave

CLINICAL SKILL MODELS

1. SUTURING CASTS



PRINCIPAL
Dayananda Sagar College of Dental Science
Kumaraswamy Layout,
Bangalore - 560 078.

2- PERIODONTAL DISEASE MODELS



~~PRINCIPAL~~
Dayananda Sagar College of Dental Sciences
Kumaraswamy Layout,
Bangalore - 560 078.

DAYANANDA SAGAR
DENTAL SCIENCES BUILDING
KUMARASWAMY LAYOUT
BANGALORE - 560078

FACILITIES

I. UNDERGRADUATE CLINIC



2. POST GRADUATE CLINIC



DAYANANDA SAGAR
KUMARASWAMY LAYOUT, BANGALORE
KARNATAKA, INDIA
560078

Hu
PRINCIPAL
Dayananda Sagar College of Dental Science
Kumaraswamy Layout,
Bangalore - 560 078.

3. MINOR OT



4. SEMINAR ROOM



PRINCIPAL
Dayananda Sagar College of Dental Sciences
Kumaraswamy Layout,
Bangalore - 560 078.

DEPARTMENT OF PUBLIC HEALTH DENTISTRY

LIST OF EQUIPMENTS IN DEPARTMENT.

1: Autoclave in the department



2: Pulp tester



3: Ultrasonic scaler




PRINCIPAL
Dayananda Sagar College of Dental Sciences
Kumaraswamy Layout,
Bangalore - 560 078.

4: Water distiller



5: Light cure unit



6: Pouch sealer



~~PRINCIPAL~~
Dayananda Sagar College of Dental Sciences
Kumaraswamy Layout,
Bangalore - 560 078.

7: UV Chamber




8: Ultrasonic Cleaner



8: Speaker and Cordless microphone




PRINCIPAL
Dayananda Sagar College of Dental Sciences
Kumaraswamy Layout,
Bangalore - 560 078.

8: Corona Guard



9: Overhead LCD projector



10: Hand dryer




PRINCIPAL
Dayananda Sagar College of Dental Sciences
Kumaraswamy Layout,
Bangalore - 560 078.

11: Generator in MDU



12: TV in MDU



13: Compressor in MDU



14: Blower in MDU




PRINCIPAL
Dayananda Sagar College of Dental Sciences
Kumaraswamy Layout,
Bangalore - 560 078.

15: AC in MDU




[Handwritten signature]

PRINCIPAL
Dayananda Sagar College of Dental Sciences
Kumaraswamy Layout,
Bangalore - 560 078.

FACILITIES

1. CLINIC AREA



DAYANANDA SAGAR COLLEGE OF DENTAL SCIENCES
KUMARASWAMY LAYOUT, BANGALORE - 560 078.


PRINCIPAL
Dayananda Sagar College of Dental Sciences
Kumaraswamy Layout,
Bangalore - 560 078.

2. MOBILE DENTAL CLINIC



DAYANANDA SAGAR COLLEGE OF DENTAL SCIENCES
KUMARASWAMY LAYOUT, BANGALORE - 560 078
CONTACT: 9845678901

PRINCIPAL
Dayananda Sagar College of Dental Sciences
Kumaraswamy Layout,
Bangalore - 560 078

3. INFORMATIVE MODELS



PRINCIPAL
Dayananda Sagar College of Dental Sciences
Kumaraswamy Layout,
Bangalore - 560 078.



Bengaluru, Karnataka, India

Dental Sciences Building, Dayananda Sagar Institute, 1st Stage,
Kumaraswamy Layout, Bengaluru, Karnataka 560078, India

Lat 12.908756°
Long 77.566072°
25/06/22 11:54 AM

PRINCIPAL
Dayananda Sagar College of Dental Sciences
Kumaraswamy Layout,
Bangalore - 560 078.

Faint, illegible text at the bottom left of the page.

DAYANANDA SAGAR COLLEGE OF DENTAL SCIENCES

DEPARTMENT OF ORAL & MAXILLOFACIAL SURGERY

1. Piezoelectric unit



The department consists of Piezo surgical unit which allows the operator to perform clear-cut precise osteotomies in a bloodless field without the risk of damaging soft tissues and nerves.

2. Physiodispenser



The department is equipped with Physiodispenser to help us embed the implants into the bone.

DAYANANDA SAGAR COLLEGE OF DENTAL SCIENCES
KUMARASWAMY LAYOUT, BANGALORE - 560 078

H. S. S.
PRINCIPAL
Dayananda Sagar College of Dental Sciences
Kumaraswamy Layout,
Bangalore - 560 078.

3. Portable x ray Unit



The department consists of portable X-ray machine (Monoblock). The state-of-the-art high-frequency technology offers high performance in miniature format using only a standard power connection (220V/110V). Its low weight, user-friendly operation and the integrated interface for using the portable unit with a digital X-ray system enable various fields of application under field conditions.

4. Cryosurgical



The department also consists of cryosurgical unit. A cryoprobe is cooled with substances such as liquid nitrogen, liquid nitrous oxide, or compressed argon gas. Cryosurgery may be used to treat certain types of cancer and some conditions that may become cancer. Also called cryoablation and cryotherapy.

H. S.
PRINCIPAL
Dayananda Sagar College of Dental Science,
Kumaraswamy Layout,
Bangalore - 560 078.

5. Needle burner



The department possesses needle burner. The Needle Burner Syringe Destroyer is the safest way to dispose of used needles. The device is built to burn the needle and cut it both in the same hole.

6. Implant Kit



The department is equipped with implant kit. This handy, comprehensive implant kit is easy to use, saves you time in surgery, facilitates drilling, and makes it easier to close up the implant. Color coding makes drill bits easy to identify, and they can be cleaned and sterilized as well.

PRINCIPAL
Dayananda Sagar College of Dental Sciences
Kumaraswamy Layout,
Bangalore - 560 078.

7. Sinus lift



The department consists of sinus lift kit. The kit is used to aid in the lifting up of the sinus cavity for implant site preparation specially for crestal & lateral approach. These sinus lift elevators are used for safely lifting the membrane while performing any sinus augmentation surgery or (maxillary sinus surgery).

8. Portable Suction Apparatus



The department consists of portable suction apparatus. It is primarily used for removing obstructions — like mucus, saliva, blood, or secretions.

PRINCIPAL
Dayananda Sagar College of Dental Sciences
KumaraSwamy Layout,
Bengaluru - 560 078.

9. Fog sanitizer



10. Autoclaves



The department is equipped with horizontal autoclave comprising of a sterilization chamber, boiler, piping and fitting, sensors and control panel.

PRINCIPAL
Dayananda Sagar College of Dental Science
Kumaraswamy Layout,
Bangalore - 560 078.



The department consists of Vertical autoclave, also known as steam sterilizers and top loading sterilizers, is a sterilizing machine that comes in a cylindrical shape. These machines help in sterilization of surgical instruments. All parts and components are jointed and fitted on a stand; this makes a complete floor mounted unit.

U.S.
PRINCIPAL
Dayananda Sagar College of Dental Sciences
Kumaraswamy Layout,
Bangalore - 560 078.

CLINICAL SKILL MODELS



- Suturing pillow, casts for wiring



- Dummy mandible for practicing implant placement, casts for cap splint and gunning splints


PRINCIPAL
Dayananda Sagar College of Dental Sciences,
Kumaraswamy Layout,
Bengaluru - 560 078.

FACILITIES

Undergraduate clinic



Postgraduate Clinic

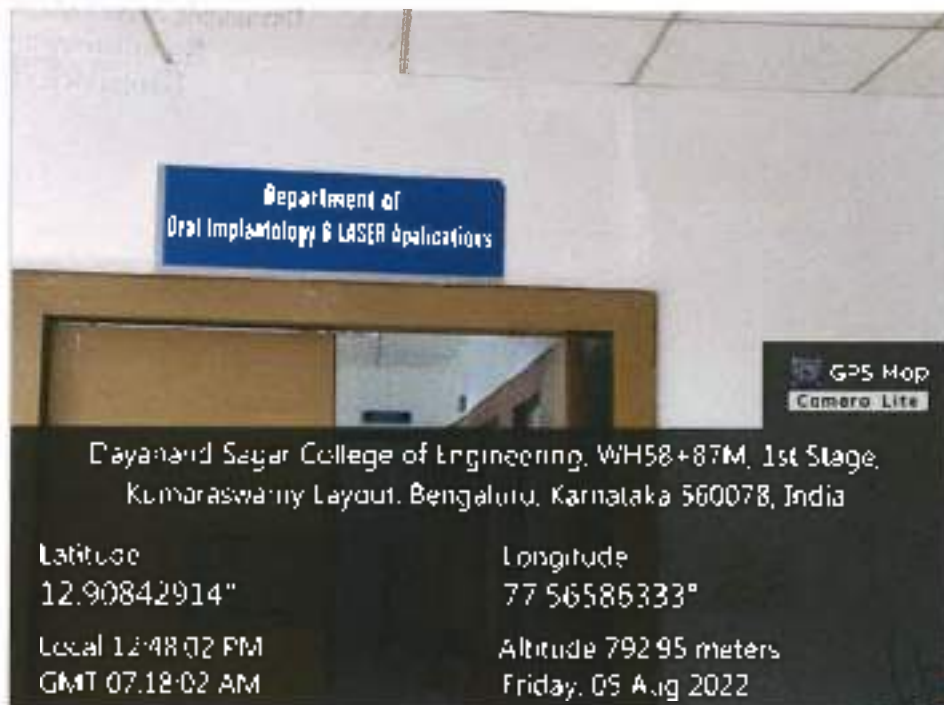


PRINCIPAL
Dayananda Sagar College of Dental Sciences
Kumaraswamy Layout,
Bangalore - 560 078.

Minor Operation Theatre



Implantology clinic



PRINCIPAL
Dayananda Sagar College of Dental Sciences
Kumaraswamy Layout,
Bangalore - 560 078.

SEMINAR ROOM



PRINCIPAL
Dayananda Sagar College of Dental Sciences
Kumaraswamy Layout,
Bangalore - 560 078.

DEPARTMENT OF PEDODONTICS AND PREVENTIVE DENTISTRY

1. List of all the major equipment's present in the department:

Dental X-ray unit:



Dental X ray helps to see the condition of your teeth, roots, jaw placement and facial bone composition. They also help them find and treat dental problems early in their development.

PRINCIPAL
Dayananda Sagar College of Dental Sciences
Kumaraswamy Layout,
Bangalore - 560 078.

2) Clinical Skill Lab:

A) Carving Area

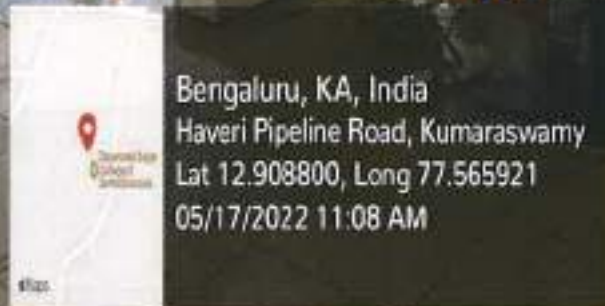


B) Clinical Skill models-

Demonstrations given to ug students-



PRINCIPAL
Dayananda Sagar College of Dental Science
Kumaraswamy Layout,
Bangalore - 560 078.



PRINCIPAL
 Dayananda Sagar College of Dental Sciences
 Kumaraswamy Layout,
 Bangalore - 560 076.

Department Museum




Department Library



H. S. S.
PRINCIPAL
Dayananda Sagar College of Dental
Kumaraswamy Layr
Bangalore - 560078

3.LIST OF MINOR EQUIPMENTS:

Sl.NO	MINOR EQUIPMENTS	QUANTITY
1	Autoclave	01
2	FMS Scaler	01
3	Needle Burner with Syringe Cutter	01
4	Amalgamator	02
5	Pulp Tester Digital	02
6	Apex Locator	01
7	Scaling Instruments	03
8	Welder with soldering Unit	02
9	Dental lathe	01
10	Model Trimmer	01
11	Diamond Disc	01
12	Lab Micromotor	01
13	Plaster Dispenser	01
14	Light cure unit	01
15	X ray machine	01
16	Glass bead Sterilizer	01
17	Restorative instruments	05 sets
18	Extraction forceps	03 sets
19	Ultrasonic scaler	02
20	Airrotor hand piece	04No
21	Micromotor handpiece(straight)	01


PRINCIPAL
Dayananda Sagar College of Dental Sciences
KumaraSwamy Layout,
Bangalore - 560 078.

22	Micromotor handpiece (contra angle)	01
23	Composite light cure	02
24	Digital thermometer	01
25	Fog machine	01
26	Hot water sterilizer	01
27	Pulse oximeter	01
28	Dental operating stool	16
29	Dental chair	16
30	Desktop computer	02
31	Corona guard	01
32	Weighing machine	02
33	Hand sanitizer stand	01
34	Nano steam gun	01
35	Digital ultrasonic cleaner	01
36	Tab	01


PRINCIPAL
 Devananda Sagar College of Dental Sciences
 Kumaraswamy Layout,
 Bangalore - 560075

RECEIVED
 THE PRINCIPAL
 DEVA NANDA SAGAR COLLEGE OF DENTAL SCIENCES
 KUMARASWAMY LAYOUT
 BANGALORE - 560075

DEPARTMENT OF ORAL PATHOLOGY

The department has a well equipped histopathology lab :



PRINCIPAL

Dayananda Sagar College of Dental Sciences
Kumaraswamy Layout,
Bangalore - 560 078.

CLINICAL SKILL MODELS



Principal
Dayananda Sagar College of Dental Sciences
Kumaraswamy Layout,
Bangalore - 560 078.

PRINCIPAL
Dayananda Sagar College of Dental Sciences
Kumaraswamy Layout,
Bangalore - 560 078.



GPS Web Camera
 college eering
 Bengaluru, Karnataka, India
 WH58+HJ6, Dayanand Sagar College Rd, 1st Stage,
 Kumaraswamy Layout, Bengaluru, Karnataka 560078,
 India
 Lat 12.908869°
 Long 77.566296°
 08/09/22 12:44 PM GMT +05:30

GPS Web Camera
 college eering
 Bengaluru, Karnataka, India
 WH58+HJ6, Dayanand Sagar College Rd, 1st Stage,
 Kumaraswamy Layout, Bengaluru, Karnataka 560078,
 India
 Lat 12.908869°
 Long 77.566312°
 08/09/22 12:45 PM GMT +05:30

Faint, illegible handwritten text in Kannada script.

PRINCIPAL
 Dayananda Sagar College of **Bental** Science
 Kumaraswamy Layout,
 Bangalore - 560 078



Bengaluru, Karnataka, India
 WH58+HJ6, Dayanand Sagar College Rd, 1st Stage,
 Kumaraswamy Layout, Bengaluru, Karnataka 560078,
 India
 Lat 12.908927°
 Long 77.688318°
 08/09/22 12:53 PM GMT +05:30

Bengaluru, Karnataka, India
 WH58+HJ6, Dayanand Sagar College Rd, 1st Stage,
 Kumaraswamy Layout, Bengaluru, Karnataka 560078,
 India
 Lat 12.908982°
 Long 77.688318°
 08/09/22 12:52 PM GMT +05:30

H M
PRINCIPAL
 Dayananda Sagar College of Dental Sciences
 Kumaraswamy Layout,
 Bangalore - 560078



Tooth specimen showing anomaly



Cast showing developmental disturbances of teeth



Jaw study model

DAYANANDA SAGER COLLEGE OF DENTAL SCIENCES
KUMARAWAMY LAYOUT, BANGALORE - 560 078

PRINCIPAL
Dayananda Sager College of Dental Sciences
Kumarawamy Layout,
Bangalore - 560 078.



Students carving tooth using wax blocks



A 4 Laminated sheets for classification and



PRINCIPAL
 Dayananda Sagar College of Dental Sciences
 Kumaraswamy Layout,
 Bangalore - 560 078.

DEPARTMENT OF ORTHODONTICS

CLINICAL SKILLS LAB

1. UNDERGRADUATE LAB: A designated lab area is provided to undergraduate students. Pre-clinical exercises and other demonstrations are performed regularly



PRINCIPAL
Dayananda Sagar College of Dental Sciences
Kumaraswamy Layout,
Bangalore - 560 078.

2 Educational boards displayed all over the undergraduate lab




PRINCIPAL
Dayananda Sagar College of Dental Science
Kumaraswamy Layout,
Bangalore - 560 013

Bengaluru, Karnataka, India
Dental Sciences Building, Dayananda Sagar Institute, 1st Stage, Kurnaraswamy Layout, Bengaluru, Karnataka 560078, India
Lat 12.908792°
Long 77.599009°
14/09/22 09:41 AM GMT +05:30

Bengaluru, Karnataka, India
Dental Sciences Building, Dayananda Sagar Institute, 1st Stage, Kurnaraswamy Layout, Bengaluru, Karnataka 560078, India
Lat 12.908792°
Long 77.599009°
14/09/22 09:41 AM GMT +05:30

Bengaluru, Karnataka, India
Dental Sciences Building, Dayananda Sagar Institute, 1st Stage, Kurnaraswamy Layout, Bengaluru, Karnataka 560078, India
Lat 12.908792°
Long 77.599009°
14/09/22 09:42 AM GMT +05:30

Bengaluru, Karnataka, India
Dental Sciences Building, Dayananda Sagar Institute, 1st Stage, Kurnaraswamy Layout, Bengaluru, Karnataka 560078, India
Lat 12.908792°
Long 77.599009°
14/09/22 09:42 AM GMT +05:30

Bengaluru, Karnataka, India
Dental Sciences Building, Dayananda Sagar Institute, 1st Stage, Kurnaraswamy Layout, Bengaluru, Karnataka 560078, India
Lat 12.908792°
Long 77.599009°
14/09/22 09:41 AM GMT +05:30

PRINCIPAL
Dayananda Sagar College of Dental Sciences
Kurnaraswamy Layout,
Bengaluru - 560 078.

3. Undergraduate Students Working Area :



Undergraduate clinic



PRINCIPAL
Dayananda Sagar College of Dental Sciences
Kumaraswamy Layout,
Bengaluru - 560 078.

UG TRACING AREA



POST-GRADUATE FACILITIES

1. PHOTOGRAPHY AREA: area for patient photography for maintenance of record purposes is provided




11/11/22
11/11/22
11/11/22


PRINCIPAL
Dayananda Sagar College of Dental Sciences
Kumaraswamy Layout,
Bengaluru - 560078

2. digital imaging software: Nemoceph software for the purpose of predicting treatment outcomes



3. post graduate pre-clinical working area . students are provided with a separate area to perform all their pre-clinical exercises



92965872801
www.dscollege.edu.in


PRINCIPAL
Dayananda Sagar College of Dental Sciences
Kumaraswamy Layout,
Bengaluru - 560 078.

4 Post-graduate laboratory



PRINCIPAL
Dayananda Sagar College of Dental Sciences
Kumaraswamy Layout,
Bengaluru - 560 075.

DRY LAB

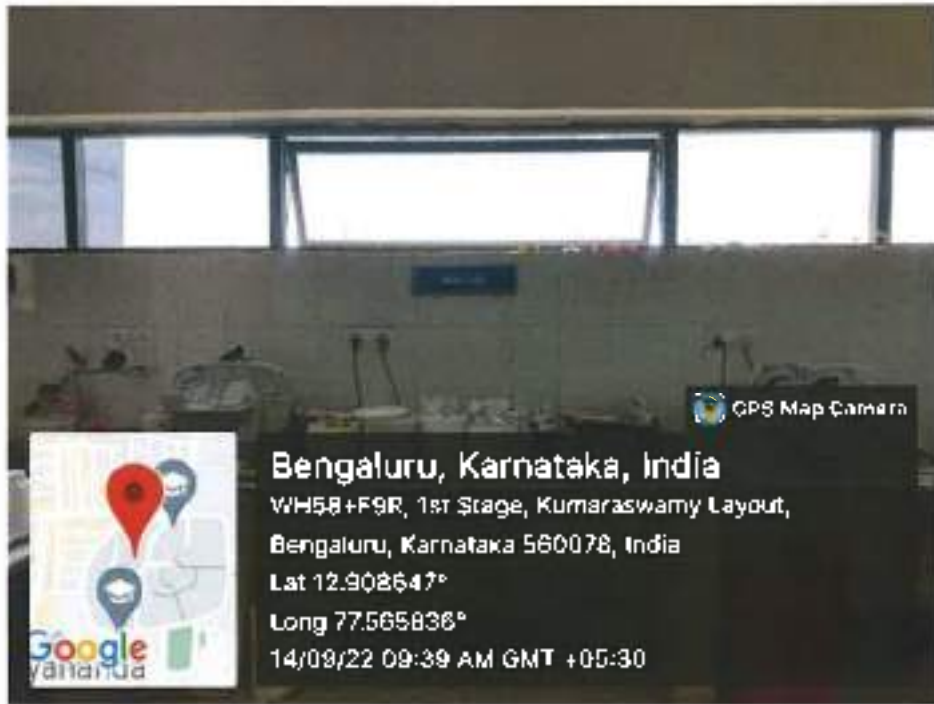


DRY LAB: trimming area for trimming of casts and appliances



[Handwritten signature]
PRINCIPAL
Uyanatra Sagar College of Health Sciences
Kumaraswamy Layout,
Bengaluru - 560 078,

WET LAB




5. tracing boards post graduates are provided with individual tracing areas to practise cephalometric tracing



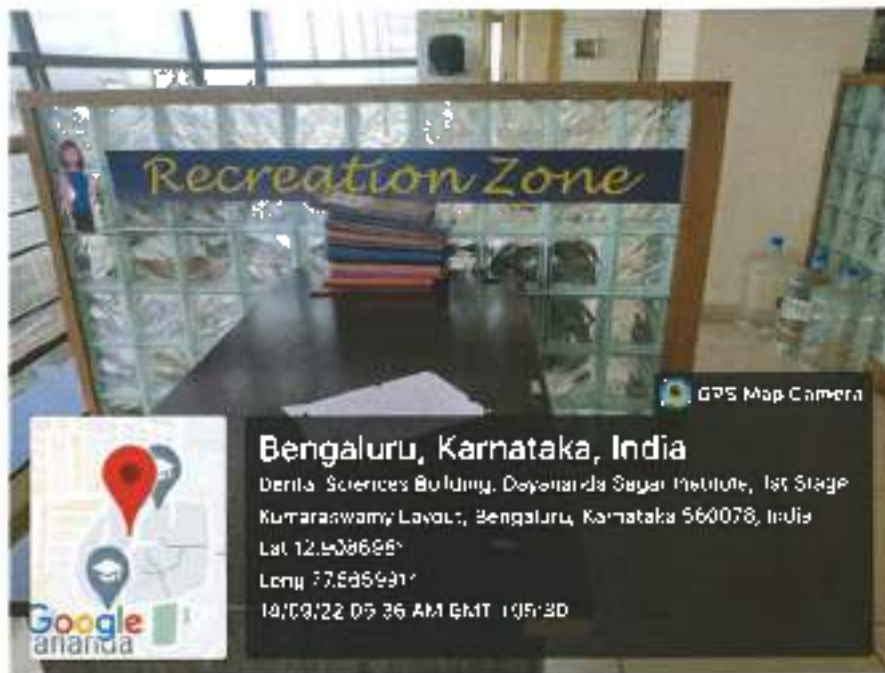
PRINCIPAL
Dayananda Sagar College of Dental Sciences
Kumaraswamy Layout,
Bangalore - 560 078.

POST GRADUATE CLINIC:




PRINCIPAL
Dayananda Sagar College of Dental Sciences
Kumaraswamy Layout,
Bangalore - 560 076

RECREATION AREA FOR STUDENTS :



MODELS FOR LEARNING:



PRINCIPAL
Dayananda Sagar College of Dental Science
Kumaraswamy Layout,
Bangalore - 560 078.

TYPHOIDONT MODELS




PRINCIPAL
Dayananda Sagar College of Dental Science
Kumaraswamy Layout,
Bangalore - 560 076

MODELS FOR LEARNING



Principal
PRINCIPAL
Dayananda Sagar College of Mental Sciences
Kumaraswamy Layout,
Bangalore - 560 078.



WIRE BENDING MODELS AND APPLIANCES



Principal
PRINCIPAL
 Dayananda Sagar College of Dental Sciences
 Kumaraswamy Layout,
 Bangalore - 560 078.

12/11/2020
 12/11/2020
 12/11/2020



Handwritten text in Kannada script, likely a signature or note, located at the bottom left of the page.

PRINCIPAL
Dayananda Sagar College of Dental Sciences
Kumaraswamy Layout,
Bangalore - 560 078.

RECORD ROOM: all records of patients from inception to retention records are maintained in the record room



[Handwritten Signature]
PRINCIPAL
Tatyapanda Sagar College of Dental Sciences
Kumaraswamy Layout,
Bengaluru - 560 078.

INFORMATION
... ..
... ..
... ..


Seminar room: a separate room for presentation of seminars, discussions and case presentations is provided for the students



PRINCIPAL
Dayananda Sagar College of Dental Sciences
Kumaraswamy Layout,
Bangalore - 560 078.

COMPUTER AND PRINTER FACILITIES:




PRINCIPAL
Dayananda Sagar College of Dental Sciences
Kumaraswamy Layout,
Bangalore - 560 078.

BRINGING
The World of Knowledge to Your Doorstep
www.dayanandasagar.edu

DEPARTMENT OF ORAL MEDICINE AND RADIOLOGY

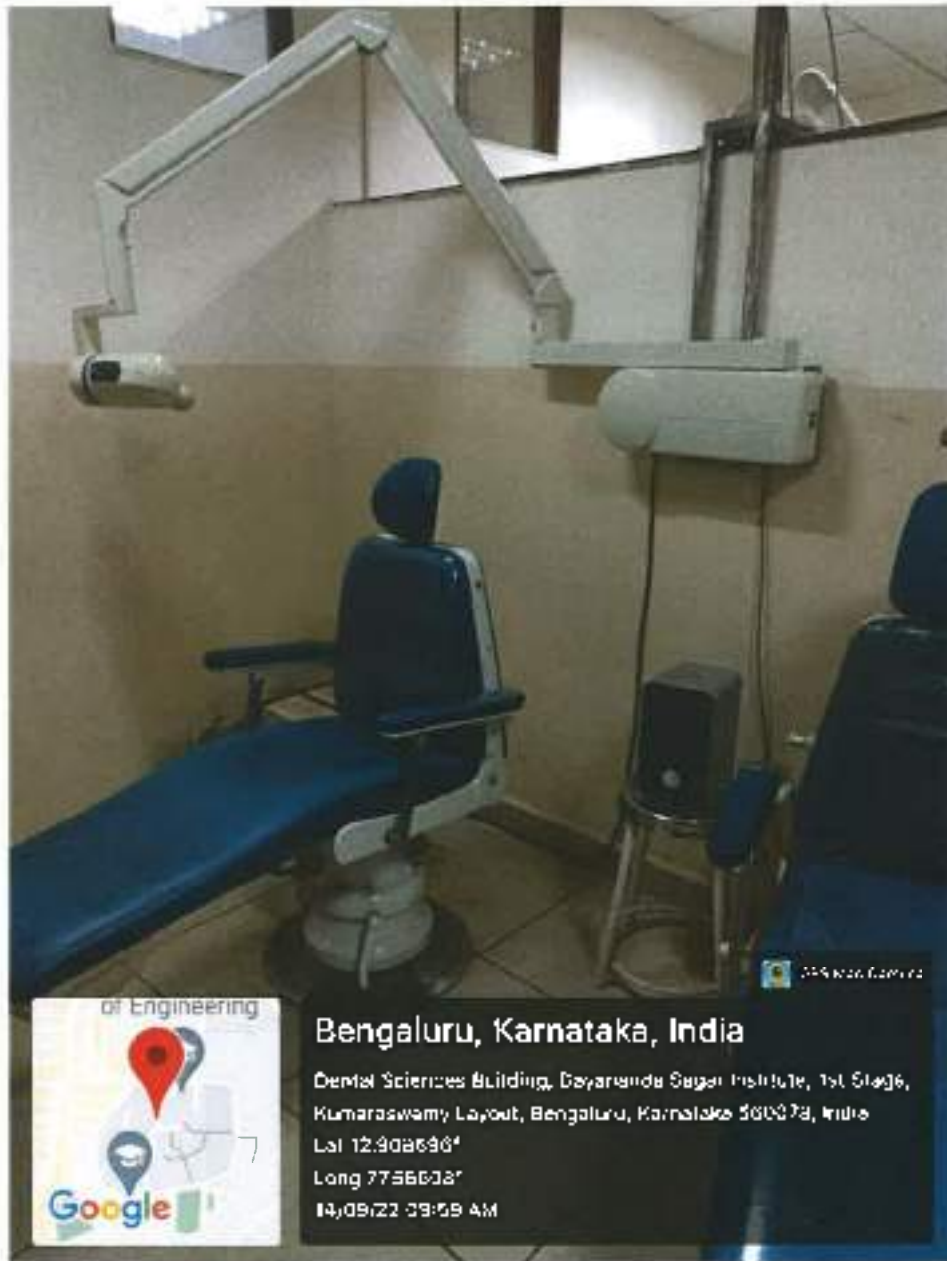
1.



The department consists of ORTHOPHOS XG Dental x-ray unit providing the clinical workflow .

PRINCIPAL
Dayananda Sagar College of Dental Science
Kumaraswamy Layout,
Bangalore - 560 078.

2 The Department consists of CS 2100 CARE STREAM IDPA Dental Xray Machine.



PRINCIPAL
Dayananda Sagar College of Dental Sciences
Kumaraswamy Layout,
Bangalore - 560 078.

3. The Department consists of Intraskan DC (Wallmount) with near zero leakage radiation and perfectly balanced zero drift scissor arm .



4. The Department consists of intraoral camera with screen with the dental chair.



Faint, illegible text, possibly a watermark or signature.


PRINCIPAL
Dayananda Sagar College of Dental Sciences
Kumaraswamy Layout,
Bangalore - 560 078.

5. The Department consists of Internal Library.



6. Post Graduate clinic



Handwritten text in Kannada script, likely a signature or note.

Handwritten signature in green ink.
PRINCIPAL
Dayananda Sagar College of Dental Sciences
Kumaraswamy Layout,
Bangalore - 560 078.

7. Undergraduate clinic



DAYANANDA SAGAR
www.dayanandasagarcollegeofdentalsciences.edu.in
2020-2021
100th Anniversary

H. H.
PRINCIPAL
Dayananda Sagar College of Dental Sciences
Kumaraswamy Layout,
Bangalore - 560 078.

8. Allengers extra oral radiograph Machine



H a
PRINCIPAL
Sivananda Sagar College of Dental Sciences
Kumaraswamy Layout,
Bangalore - 560 078.

DEPARTMENT OF PROSTHODONTICS

DEPARTMENT INSTRUMENTS



Surveyor – used to locate and delineate contours of tooth for prosthesis



Plaster dispenser – used to dispense gypsum products for manipulation



Acrylising Unit- to cure heat-cured acrylic resins during curing stage.



Hydraulic Press – to press flasks and remove excess flash material.



Lathe machine – to trim acrylic material and polishing the prosthesis.



Mechanical Press – to mechanically press flasks after packing to remove excess flash.



Intra Oral Camera – to display oral cavity on a projected screen for treatment plan discussion with patient.



Airtor – preparation of teeth for restorative and prosthetic reasons.



Pulp Vitality Tester – To check vitality of pulp and formulate treatment plan.



Double Disc Model Trimmer – to trim gypsum models and casts



Ultrasonic Cleaner – to clean instruments by ultrasonic vibrations



Mechanical Vibrator – to help in mixing plaster as well while pouring casts for impressions.


PRINCIPAL
 Dayananda Sagar College of Dental Science
 Kumeraswamy Layout,
 Bangalore - 560 078.



Hot Air oven – hot air sterilization of instruments.




LED Light cure – light curing unit for composite restorations



Hanau wide Vue- semi Adjustable articulator



Electric Wax melter – melts inlay wax for making wax patterns


PRINCIPAL
 Dayananda Sagar College of Dental Sciences
 Kumaraswamy Layout,
 Bangalore - 560 078.

DEPARTMENT OF PROSTHODONTICS LAB INSTRUMENTS



Plaster dispenser – to dispense gypsum products.



Burnout furnace – to melt wax after investment.



Pindex – to make pinholes in die or casts.



Agar – duplicating material machine to melt agar



Spot welder – to solder and weld metal prosthesis.



Sandblasting – fine alumina particles to blast fitting surface of prosthesis



Electro polisher – to polish metal casting electrolytically



Single disc model trimmer- to trim stone models and cast.

H
PRINCIPAL
 Anvanande Sagar College of Dental Sciences
 Kumaraswamy Layout,
 Bangalore - 560 078.



Oxygen cylinder – blow torch for melting cast ingots for casting



Induction casting – to cast metal prosthesis.



Palatal Trimmer – to trim palatal surface of casts



Vibrator- to help in uniform mixing of gypsum and pouring casts.

Principal
Dayananda Sagar College of Dental Sciences
Kumara Swamy Layout,
Bangalore - 560 078

PRINCIPAL
Dayananda Sagar College of Dental Sciences
Kumara Swamy Layout,
Bangalore - 560 078.



Oxygen Cylinder – to melt cast ingots



Steam jet – to clean cast metal surfaces



Vacuum mixer – to mix investment materials in vacuum



Splendor Grinder High Speed- to cut or grind metal castings



Optical Surveyor – to survey casts models and dies for prosthesis



Die cutting Machine – to cut or section dies.



Gold Pickling Machine – to treat gold alloy for restorations



Ultrasonic cleaner – to clean prosthesis with ultrasonic vibrations



Light cure unit – to cure light cured composites and tray materials



Ceramic Furnace – to fire porcelain for ceramic crowns



Bio star machine – to make stents and splints




Lab micromotor – handpiece and micromotor for trimming and polishing

DEPARTMENT: PROSTHODONTICS AND CROWN & BRIDGE – 1 Unit

S. No.	NAME	SPECIFICATION	Quantity	Availability
1.	Electrical Dental Chairs and Units: With shadowless lamp, spittoon, 3 way syringe instrument tray and motorized suction, micromotor and airtor attachment with handpieces.		One chair and unit per PG student and two chairs with unit for the faculty.	6 for PG 2 for Staff 17 for UG Total 25
2.	Articulators – semi adjustable/ adjustable with face bow		6	6
3.	Micromotor – (Lab Type can also be attached (fixed) to wall		2	0
4.	Ultrasonic scaler		2	2
5.	Light cures		2	2
6.	Hot air oven		1	1
7.	Autoclave (front loading)		2	1
8.	Surveyor		2	1
9.	Refrigerator		1	1
10.	X-ray viewer		1	1
11.	Pneumatic, Crown bridge remover		2	0
12.	Needle destroyer		1	1
13.	Intra oral camera		1	1
14.	Digital SLR camera		1	0
15.	Computer with internet connection with attached printer and scanner		1	1
16.	LCD projector		1	1
Clinical Lab for Prosthetics				
1.	Plaster dispenser		2	2
2.	Model trimmer with carborandum Disc		1	1
3.	Model trimmer with diamond disc		1	1
4.	High speed lathe		2	2
5.	Vibrator		2	2
6.	Acry izer		1	0
7.	Dewaxing unit		1	1
8.	Hydraulic press		1	1
9.	Mechanical press		1	1
10.	Vacuum mixing machine		1	1
11.	Micro motor lab type		2	2
12.	Curing pressure pot		1	0
13.	Pressure molding machine		1	1
Chrome – Cobalt Lab Equipment				
1.	Duplicator		1	1
2.	Pindex system		1	1
3.	Burn-out furnace		1	1


PRINCIPAL
 Dayananda Sagar College of Dental Sciences
 Kumaraswamy
 Bangalore

4.	Welder		1	1
5.	Sandblaster	Micro and macro	1	1
6.	Electro - polisher		1	1
7.	Model trimmer with carborandum disc		1	1
8.	Model trimmer with diamond disc		1	0
9.	Model trimmer with double disc (one Carborandum and one diamond disc)		1	1
10.	Casting machine, motor cast with the safety door closure, gas blow torch with regulator		1	1
11.	Dewaxing furnace		1	1
	Induction casting machine with vacuum pump, capable of casting titanium chrome cobalt precision metal		1	1
12.	Spot welder with soldering, attachment of cable		1	1
13.	Steam cleaner		1	1
14.	Vacuum mixing machine		1	1
15.	Spindle grinder 24,000 RPM with vacuum suction		1	1
16.	Wax heater		2	1
17.	Wax carvers (Full PKT Set)		2	2
18.	Milling machine		1	1
19.	Stereo microscope		1	0
20.	Magnifying work lamp		1	2
21.	Heavy duty lathe with suction		1	0
22.	Preheating furnace		1	1
23.	Dry model trimmer		1	0
24.	Die cutting machine		1	1
25.	Ultrasonic cleaner		1	1
26.	Composite curing unit		1	1
Ceramic Lab Equipment				
1.	Fully programmable porcelain furnace with vacuum pump		1	1
2.	Ceramic kit (instruments)		3	1
3.	Ceramic materials (kit)		1	1
4.	Ceramic polishing kit		2	1


PRINCIPAL
 Jayananda Sagar College of Dental Sciences
 Kumaraswamy Layout,
 Bangalore - 560 078.

SL NO	MINOR EQUIPMENTS	QUANTITY
1	SURVEYOR	2
2	PLASTER DISPENSOR	2
3	HYDRAULIC PRESS	1
4	ACRYLYSING UNIT	1
5	LATHE MACHINE	2
6	MECHANICAL PRESS	2
7	INTRA ORAL CAMERA	1
8	AIR ROTOR	2
9	PULP TESTER	1
10	DOUBLE DISC MODEL TRIMMER	1
11	ULTRASONIC CLEANER	1
12	MECHANICAL VIBRATOR	3
13	HOT AIR OVEN	1
14	LED LIGHT CURE	2
15	HANAU WIDE VUE	1
16	ELECTRIC WAX MELTER	1
17	BURNOUT FURNACE	1
18	PINDEX	1
19	AGAR MELTING MACHINE	1
20	SPOT WELDER	1
21	SANDBLASTING	1
22	ELECTRO POLISHER	1
23	SINGLE DISC MODEL TRIMMER	1
24	OXYGEN CYLINDER	1
25	INDUCTION CASTING	1
26	PALATAL TRIMMER	1
27	VIBRATOR	1
28	STEAM JET	1
29	VACUUM MIXER	1
30	SPLENDOR HIGH SPEED GRINDER	1
31	OPTICAL SURVEYOR	1
32	DIE CUTTING MACHINE	1
33	GOLD PICKLING MACHINE	1
34	ULTRASONIC CLEANER	1
35	LIGHT CURE UNIT	1
36	CERAMIC FURNACE	1
37	BIOSTAR MACHINE	1
38	LAB MICROMOTOR	3

PRINCIPAL

Dayananda Sagar College of Dental Sciences
Kumaraswamy Layout,
Bangalore - 560 078.



Dental Material



Pre-clinical lab



Pre-clinical PG Phantom heads



Ceramic lab:2

DAYANANDA SAGER COLLEGE OF DENTAL SCIENCES
KUMARASWAMY LAYOUT, BANGALORE - 560 078

Hu
PRINCIPAL
Dayananda Sager College of Dental Sciences
Kumaraswamy Layout,
Bangalore - 560 078



Acrylic lab



Ceramic lab:3



Pre-clinical Crown and Bridge lab



Seminar Hall

H
PRINCIPAL
 Dayananda Sagar College of Dental Sciences
 Kumaraswamy Layout,
 Bangalore - 560 078.



Department library



Case Demonstration



Demonstration for UG



Museum

Handwritten signature

PRINCIPAL
 Ananda Sagar College of Dental Science
 Kumaraswamy Layout,
 Bangalore - 560 078.

Faint, illegible text at the bottom of the page.



ANATOMICAL LANDMARKS

**RE-MOUNTING OF
 MASTERCAST WITH
 PROCESSED DENTURES ON
 ARTICULATORS**



**TOOTH PREPARATION ON
 TYPHODONT JAW SET**

**MOUNTING OF MASTER CAST
 ON ARTICULATORS**

PRINCIPAL
 Dayananda Sagar College of Dental Sciences
 Kumaraswamy Layout,
 Bangalore - 560 078.



Bengaluru, Karnataka, India
 Dental Sciences Building, Dayananda Sagar Institute, 1st Stage, Kumaraswamy Layout, Bengaluru, Karnataka 560078, India
 Lat 12.908725°
 Long 77.568654°
 22/09/22 12:45 PM GMT +05:30

ACRYLIZATION



Bengaluru, Karnataka, India
 Dental Sciences Building, Dayananda Sagar Institute, 1st Stage, Kumaraswamy Layout, Bengaluru, Karnataka 560078, India
 Lat 12.908725°
 Long 77.568654°
 22/09/22 12:44 PM GMT +05:30

TEETH ARRANGEMENT



Bengaluru, Karnataka, India
 1613, 7th Cross Rd, 1st Stage, Kumaraswamy Layout, Bengaluru, Karnataka 560078, India
 Lat 12.908017°
 Long 77.568164°
 22/09/22 12:43 PM GMT +05:30

OCCLUSAL RIMS



Bengaluru, Karnataka, India
 WH504F9R, 1st Stage, Kumaraswamy Layout, Bengaluru, Karnataka 560078, India
 Lat 12.908729°
 Long 77.568654°
 22/09/22 12:37 PM GMT +05:30

DENTURE BASE

[Faint, illegible text]

[Handwritten signature]
PRINCIPAL
 Dayananda Sagar College of Dental Sciences
 Kumaraswamy Layout,
 Bengaluru - 560 078.



HEAT CURED DENTURE BASE


PRINCIPAL
Dayananda Sagar College of Dental Sciences
Kumaraswamy Layout,
Bangalore - 560078

BASIC SCIENCES

DEPARTMENT OF PHYSIOLOGY



Demonstration of blood pressure by using Sphygmomanometer.

DEPARTMENT OF ANATOMY

Demonstration of Skeletal bones and models Demonstration of Head & Neck Cadaver specimens



[Handwritten signature]

PRINCIPAL
Dayananda Sagar College of Dental Sciences
Kumaraswamy Layout,
Bangalore - 560 078.

[Faint handwritten text]



DEPARTMENT OF PHARAMCOLOGY

1. Analytical Weighing balance



PRINCIPAL
 Dayananda Sagar College of Dental Science
 Kumaraswamy Layout,
 Bangalore - 560 078.

The analytical weighing scale is used to measure the ingredients for preparation of various dental and medical preparations including toothpaste, toothpowder, Mandl's paint etc.,

2) Motor and pestle



Motor and pestle is used to combine different constituents together and to extract fine powder from crystalline compounds

Skill models

Pharmaceutical packaging of different drugs and dosage forms are gathered to enhance the understanding and exposure of students to different drugs and indications for the same.



H. S. S.
PRINCIPAL
Dayananda Sagar College of Dental Science
Kumaraswamy Layout,
Bengaluru - 560 078

Facilities

Pharmacology Laboratory



H S
PRINCIPAL
Dayananda Sagar College of Dental Science
Kumaraswamy Layout,
Bangalore - 560 075.

DEPARTMENT OF GENERAL PATHOLOGY & MICROBIOLOGY

1. Incubator



The department consists of Incubator as a equipment which is used for the growth and cultivations of microbes and other pathological tests

2. Hot air oven

The department is equipped with Hot air oven for the sterilization process.



3. Autoclave: The department is equipped with Autoclave as an sterilizing instrument and also for decontamination.



PRINCIPAL

Jayananda Sagar College of Dental Science
Kumaraswamy Layout,
Bangalore - 560 078.

4. Culture media



The posses the culture media for the demonstration of various bacterial growth and cultures.

5. Binocular microscopes



Binocular microscopes for the Gram staining demonstration and observation.

6. Monocular microscopes Monocular student microscope for pathological tissue specimen and



slides observation

Principal
Nayananda Sagar College of Dental Science
Kumaraswamy Layout
Bangalore - 560 078

Principal
Nayananda Sagar College of Dental Science
Kumaraswamy Layout,
Bangalore - 560 078.

7. Pathological specimens



Pathological specimens for students observation.

8. Laboratory



Department laboratory view.




PRINCIPAL

Davamanda Sagar College of Dental Sciences
Kumaraswamy Layout,
Bangalore - 560 078.

Minor equipment

Single Pan Weighing Digital balance used for weighing chemicals for the preparation of reagents, solutions required for various tests



Digital Photoelectric colorimeter used for the quantitative estimations of analytes.



PRINCIPAL
Sivananda Sagar College of Dental Science -
Kumaraswamy Layout,
Bangalore - 560 075.



Distillation apparatus- to produce distilled water for the preparation of reagents and various diluted solutions.

FACILITIES:



PRINCIPAL
Dayananda Sagar College of Dental Sciences
Kumaraswamy Layout,
Bangalore - 560 078.




PRINCIPAL
 Anjananda Sagar College of Dental Sciences
 Kumaraswamy Layout,
 Bangalore - 560 078.

Faint, illegible text at the bottom left of the page.



GPS Map Camera

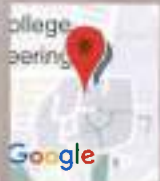


Bengaluru, Karnataka, India

74102+HJ6 Dayananda Sagar College Rd,
1st Stage, Kumaswamy Layout, Bengaluru,
Karnataka 560078, India
Lat 12.908802°
Lang 77.568271°
15/09/22 12:42 PM GMT +05:30



GPS Map Camera



Bengaluru, Karnataka, India

1813, 7th Cross Rd, 1st Stage, Kumaswamy
Layout, Bengaluru, Karnataka 560078, India
Lat 12.908802°
Lang 77.568271°
15/09/22 12:41 PM GMT +05:30



GPS Map Camera



Bengaluru, Karnataka, India

1813, 7th Cross Rd, 1st Stage, Kumaswamy
Layout, Bengaluru, Karnataka 560078, India
Lat 12.908802°
Lang 77.568271°
15/09/22 12:44 PM GMT +05:30

Handwritten text in Kannada script, likely a signature or note.

PRINCIPAL
Dayananda Sagar College of Health Sciences
Kumaswamy Layout,
Baugalure - 560 078.

Clinical Skill Models

GPS Map Camera

Bengaluru, Karnataka, India
 1613, 7th Cross Rd, 1st Stage, Kumaraswamy
 Layout, Bengaluru, Karnataka 560075, India
 Lat 12.90897°
 Long 77.56627°
 15/09/22 10:51 PM GMT +05:30

GPS Map Camera

Bengaluru, Karnataka, India
 1613, 7th Cross Rd, 1st Stage, Kumaraswamy
 Layout, Bengaluru, Karnataka 560075, India
 Lat 12.90897°
 Long 77.56627°
 15/09/22 10:59 PM GMT +05:30

GPS Map Camera

Bengaluru, Karnataka, India
 1613, 7th Cross Rd, 1st Stage, Kumaraswamy
 Layout, Bengaluru, Karnataka 560075, India
 Lat 12.90897°
 Long 77.56627°
 16/09/22 12:50 PM GMT +05:30

GPS Map Camera

Bengaluru, Karnataka, India
 1613, 7th Cross Rd, 1st Stage, Kumaraswamy
 Layout, Bengaluru, Karnataka 560075, India
 Lat 12.90897°
 Long 77.56627°
 16/09/22 12:48 PM GMT +05:30

PRINCIPAL
 Dayananda Sagar College of Dental Sciences
 Kumaraswamy Layout,
 Bangalore - 560 078.

DEPARTMENT LIBRARY:



EQUIPMENTS:

STERILIZER




Hu
PRINCIPAL
Dayananda Sagar College of Dental Sciences
Kumaraswamy Layout,
Bangalore - 560 078

AUTOCLAVE



ULTRASONIC CLEANER:




PRINCIPAL
Dayananda Sagar College of Dental Sciences
Kumaraswamy Layout,
Bangalore - 560 078.

Classroom with Smartboard




PRINCIPAL
Dayananda Sagar College of Dental Sciences
Kumaraswamy Layout,
Bangalore - 560 078.



DAYANANDA SAGAR COLLEGE OF DENTAL SCIENCES,
Shavige Malleshwara Hills, Kumaraswamy Layout, Bengaluru - 560 078,
Telephone: 080 26663654, 7483693035, Email id: principal@dscds.edu.in



DEPARTMENT OF CONSERVATIVE DENTISTRY AND ENDODONTICS

DENTAL LOUPES



PRINCIPAL
Dayananda Sagar College of Dental Sciences
Kumaraswamy Layout,
Bangalore - 560 078.




DAYANANDA SAGAR COLLEGE OF DENTAL SCIENCES,
Shavige Malleshwara Hills, Kumaraswamy Layout, Bengaluru - 560 078,
Telephone: 080 26663654, 7483693035, Email id: principal@dscds.edu.in



DEPARTMENT OF ORAL AND MAXILLOFACIAL SURGERY

PIEZOSURGERY UNIT




PRINCIPAL
Dayananda Sagar College of Dental Sciences
Kumaraswamy Layout,
Bangalore - 560 078.

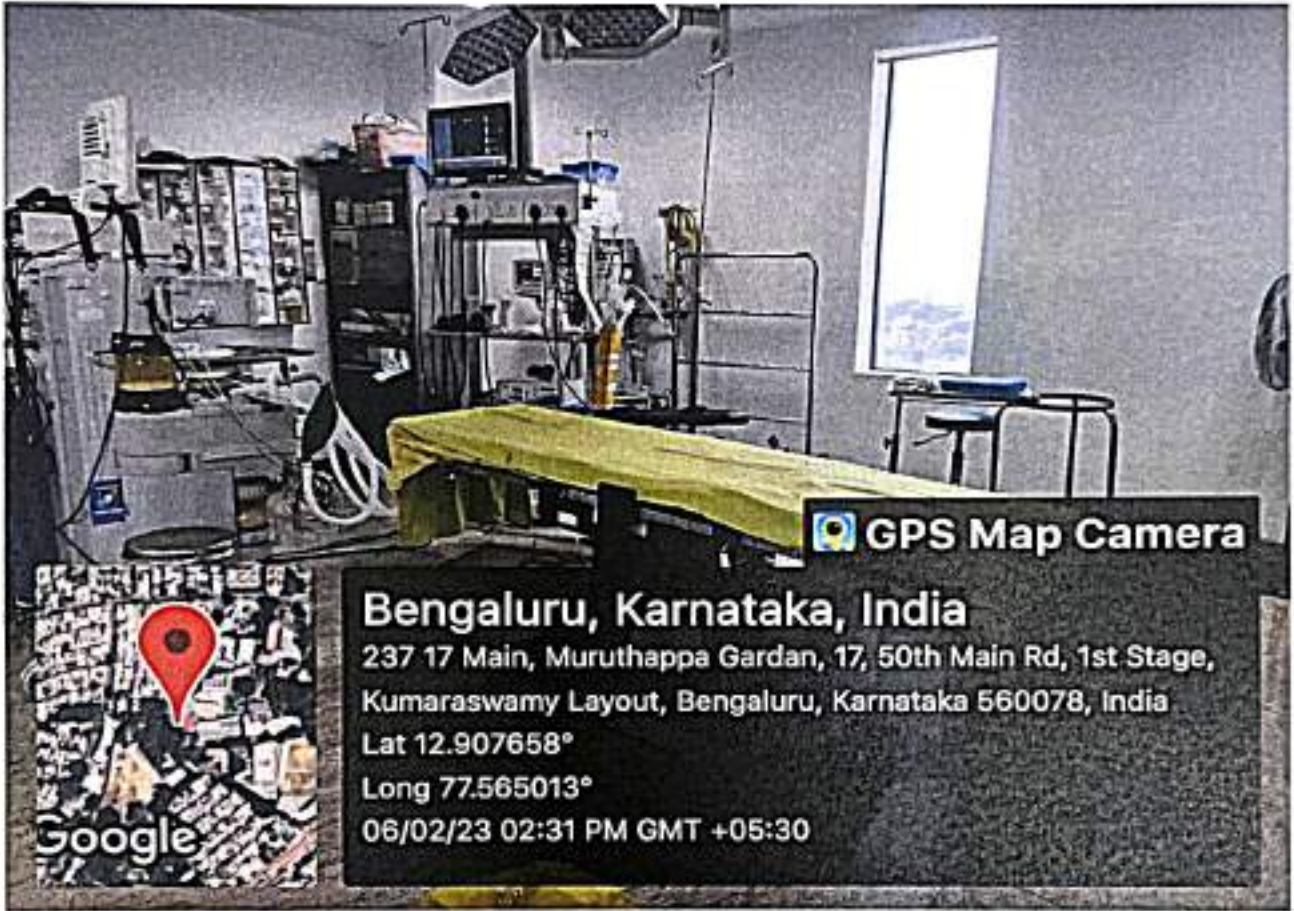


DAYANANDA SAGAR COLLEGE OF DENTAL SCIENCES,
Shavige Malleshwara Hills, Kumaraswamy Layout, Bengaluru - 560 078,
Telephone: 080 26663654, 7483693035, Email id: principal@dscds.edu.in



DEPARTMENT OF ORAL AND MAXILLOFACIAL SURGERY

OPERATION THEATRE



Bengaluru, Karnataka, India

237 17 Main, Muruthappa Gardan, 17, 50th Main Rd, 1st Stage,
Kumaraswamy Layout, Bengaluru, Karnataka 560078, India

Lat 12.907658°

Long 77.565013°

06/02/23 02:31 PM GMT +05:30

PRINCIPAL

Dayananda Sagar College of Dental Sciences
Kumaraswamy Layout,
Bangalore - 560 078.



DAYANANDA SAGAR COLLEGE OF DENTAL SCIENCES,
Shavige Malleshwara Hills, Kumaraswamy Layout, Bengaluru - 560 078,
Telephone: 080 26663654, 7483693035, Email id: principal@dscds.edu.in



DEPARTMENT OF ORAL AND MAXILLOFACIAL SURGERY

BOYLE'S APPARATUS



Principal
Principal
Dayananda Sagar College of Dental Sciences
Kumaraswamy
Bengaluru



DAYANANDA SAGAR COLLEGE OF DENTAL SCIENCES,
Shavige Malleshwara Hills, Kumaraswamy Layout, Bengaluru - 560 078,
Telephone: 080 26663654, 7483693035, Email id: principal@dscds.edu.in



DEPARTMENT OF PROSTHODONTICS & CROWN AND BRIDGE

INTRA-ORAL SCANNER



H M
PRINCIPAL

Dayananda Sagar College of Dental Sciences
Kumaraswamy Layout,
Bangalore - 560 078.